


PORTLAND PUBLIC SCHOOLS – FACILITY ADA ASSESSMENT

Cleveland HS
August 31, 2009




Site Accessibility

Parking	Where the routes from accessible parking to the accessible entries passes through the vehicular route in the parking lot, provide detectable warnings where pedestrian and vehicular ways meet, and provide a striped route across the vehicular way.	
Parking, On site from Franklin	Two parallel spaces exist with signage on building. The parking dimensions do not meet ADA with adjacent drive aisle. Options include moving one of these spaces to the south of the covered walk and adding an access aisle, and the other to the street with a curb cut to the sidewalk, or adding 2 spaces to the parking lot off of 26 th ave.	
Parking, off site, across 26 th Ave	2 Spaces provided, with ADA and Van space signage and access aisle. Add 3 more ADA spaces and 2 more access aisles. (1 space and access aisle if above option is taken). Extend three access aisle to sidewalk by removing three 4' portions of chain link fence and adding three 3' portions of sidewalks to connect to sidewalk.	
Exterior Ramp	Ramp with Handrails both sides from 28 th Ave to sunken landing between 1958 shop wing and 1968 classroom.	
Portables	Portables are not accessible. Add approx 50' of ramp and deck 5' mid level landing, guard rails one side and hand rails both sides. Add 9' of accessible handrail to stair.	



Accessible Route & Features

Entry	Accessible entry located mid-block of Franklin St. 60 feet of pavement striping needs to be added to connect sidewalk to	
-------	--	--



<p>Entry Gym</p>	<p>ADA entrance. At grade entry from SE 28th Ave. Add signage.</p>	
<p>Interior Ramps</p>	<p>Accessible entry connected to ADA ramp with handrails both sides in corridor from H/C entry down to basement. 2nd ramp with handrails on both sides is located in east corridor in basement down to cafeteria. Handrail along west wall is interrupted by door opening. Ramp is less than a 5% slope, so handrails are not required.</p>	
<p>Elevator</p>	<p>Elevator exists in NW corridor.</p>	
<p>Lift</p>	<p>Two lifts added to gym to allow accessible route to locker and weight rooms.</p>	




Stair Handrails, Interior	No stairs currently have compliant handrails. Provide ADA handrail for one stair to connect all three floors (approximately 112lf of rail.)	
Stair Handrails, Interior	Provide (2) sets of handrails leading from upper gym lobby to locker room and weight room. (Approx 50' total)	
Cafeteria	Provide pull hardware at (2) east exit doors.	
Student Services	Provide lever hardware at door (s).	
Computer Room 266	Provide lever hardware at door.	
Computer Room	Provide lever hardware at door.	
Math Computer Room 331	Provide lever hardware at door.	
Multiple Art/Science Rooms	Provide lever hardware at the doors.	
Room Bank at SW corner – 6 rooms	Provide lever hardware at the doors.	
Classrooms	Provide lever hardware on doors, prioritized as requested by students and staff. Lower pencil sharpeners to 48" high. Provide extension pulls for overhead projector screens to 48" high as requested by staff.	

Plumbing Elements

Classrooms	Provide a sink at 34" with accessible controls where sinks are provided (approximately 15 sinks at home economics, art and science	
------------	--	--




	classrooms.) Provide an accessible sink in at least one of each type of specialized classroom.	
Office/Faculty	Provide an accessible sink.	
Locker Rooms	Provide at least one accessible toilet stall, sink, mirror, shower and drinking fountain for gym boys and girls locker rooms.	
Gym	No public bathrooms are accessible. Closest bathrooms are located in basement of main school building.	
Weight Room (GYM)	Provide ADA drinking fountain.	
Mat Room (GYM)	Provide ADA drinking fountain.	
Cafeteria	Provide ADA drinking fountain.	
Drinking Fountain	Replace existing fountain with compliant at south end of west n-s corridor.	
Staff Bathroom	Basement: Provide unisex staff bathroom adjacent to boys ada bathroom. Main level – men’s and women’s have been converted from larger bathrooms. 2 nd level - No faculty bathroom.	

Communication Elements

Auditorium	Provide assisted listening devices.	
Choral Music	Provide assisted listening devices.	
Band Room	Provide assisted listening devices.	
Gym	Provide assisted listening devices.	
Signage	Provide accessible signage identifying the existing restrooms receiving ADA upgrades, new accessible restrooms, and elevators (approximately 6 locations.) Provide accessible signage at common spaces. If signage is provided at classrooms, provide accessible signage.	



Special Spaces, Built-in Elements & Recreational Facilities

Auditorium	7' of wheel chair area provided at back of main auditorium level. 17' provided at front of seating. With required companion seating, this provides for 5 ADA spaces. 3 more spaces needed.	
Gym	Provide accessible seating adjacent to or on folding bleachers.	
Gym	Provide an accessible bench with back support at boys and girls locker room.	
Weight Rooms	Move equipment to provide an accessible route to serve all differentiated equipment, and overlapping accessible space to use each piece of equipment.	

Field Notes:

